




Community Open Week

- 1 Welcome tent
- Community Hub














Walking times from gates to Community Hub

- A Victoria Gate - 10 minutes
- B Lion Gate - 10 minutes
- C Elizabeth Gate - 20 minutes
- D Brentford Gate - 15 minutes

Paths

-  Fully accessible
-  Lawn paths
-  Steep path not suitable for wheelchairs, the chevrons point downhill

Symbols

-  Toilets
-  Accessible toilets
-  Baby change
-  Baby feeding room
-  Changing Places toilet
-  Restaurant
-  Café
-  Catering pop up
-  Shop
-  Water
-  Accessible entry
-  Information
-  Bus stop



Richmond Station 1 km



Kew Gardens Station 0.5 km



Kew Bridge Station 0.8 km across Kew bridge

Kew Pier for river bus services 0.5 km

SCALE

metres 50 m 100 m 150 m 200 m

miles 0.1 miles 0.2 miles